

E Safety Workshop



What are the benefits to technology?

- ▶ Children can learn and develop their knowledge
- ▶ Communicating with families and friends
- ▶ Playing games



Computing at school

- ▶ Debugging
- ▶ Algorithms
- ▶ Uses of technology

A really important aspect of our computing curriculum is E-Safety.



E-safety is about keeping safe online there are many aspects to it.....

- Age restrictions
- Using and Sharing Content
- Disinformation, misinformation and hoaxes
- Bullying
- Online fraud
- Passwords
- Protecting personal data
- Persuasive design
- Privacy
- Targeted content
- Online abuse
- Online challenges
- Inciting Hatred or Violence
- Fake Profiles
- Grooming
- Consent
- Online sexual Content
- Communicating Safely
- Body Image
- Managing Use & Screen time
- Online Disinhibition
- Harmful behaviours
- Sexting
- Rights and Responsibilities
- Getting help & reporting
- Safer Searching
- Gaming
- Law

Be in the know of what your child is doing online.

- ▶ Do you know what your child is doing online?100% of the time?
- ▶ Is your child on age-appropriate sites? Accessing age appropriate games?
- ▶ Inappropriate language and content can still appear!
- ▶ Is your child aware that not everything they watch or play online is real?

Be curious and take an interest


- ▶ Talk to your child about what they have been watching or playing and take a genuine interest. Ask them how it made them feel? How it influences them?
- ▶ Be cautious as to whether your child is happy to talk to you and talks freely about what they are doing online
- ▶ Go online with them



Teaching your child to be safe online

- ▶ Make talking about what they are doing online a regular occurrence
- ▶ Talk to them about staying safe online in an age appropriate way
- ▶ A big factor to consider when we're talking to children is age or cognitive ability, which also impacts on the language we use and what we can talk about.
- ▶ For example if you suspect grooming or exploitation, you may not wish to talk about this directly with a younger child, but instead report directly to CEOP.

This can be done through reading stories



Webster's Technology Books



Lego Build and Talk

A core part of the NSPCC's 10-year strategy is to ensure children are safe online. To help achieve this they have teamed up with the LEGO Group to help promote their fun, free Build & Talk activities. The six 'adventures' help parents and caregivers talk with their children about key online safety topics through the joy of LEGO play.



What do the Lego Build and Talk Activities look like?

Physical characteristics

Big, wide eyes from staring at screens all day



Yawning mouth as they're so sleepy




As they're so busy online, they're **usually sitting down**

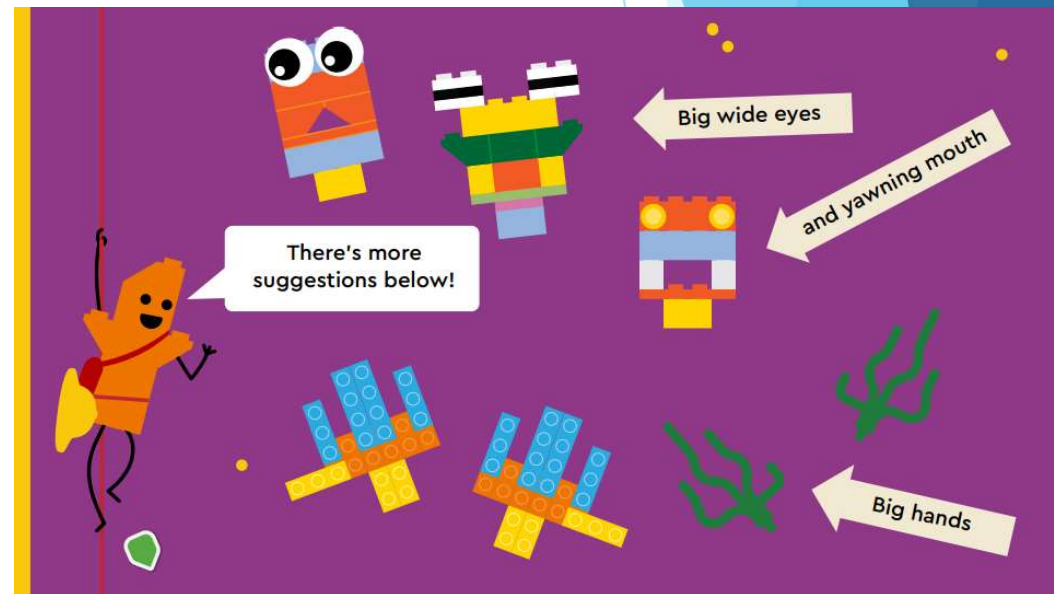


Big hands, perfect for holding all their devices!

Illustration of typical Big-Eyed Scroller



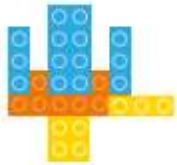
Time to start building your Big-Eyed Scroller. There are some suggestions on the next pages if you get stuck.



BUILD REMINDERS



Big wide eyes and yawning mouth



Big hands



Sitting down

Finished building and talking? Move to the next page.

GROWN-UP'S TASK

Below are some questions to ask your little explorer as they build.

● What do you think counts as screen time?

● What's your favorite way to spend time online?

● If you spend a long time on your phone or playing games, how does it make you feel?

● Do you take regular breaks if you're playing games? If so, what do you do?

● Why do you think it's important to avoid screen time before bed?


Help manage what they see and do online


Parental controls and privacy settings can help you manage how your child spends time online and help to keep them safe.

- Device settings - manage things like location sharing, screen time and in-app purchases. Most tech and gaming companies have dedicated pages to support with setting these up.
- App or game settings - in-app tools that can help to keep your child's account private and manage who they're talking to. You can normally find information on these in account settings or directly on the platforms website.
 - Mobile or network provider settings - help to manage browsing access and stop your child from visiting inappropriate sites or downloading apps that aren't suitable. Contact your mobile or broadband provider for more information about setting this up.

Keeping Children Safe

Setting up parental controls on:

Home broadband and WiFi 

Games consoles 

Mobiles, tablets and computers 

Apps and online services 



When watching Youtube videos copy and paste the link in a new tab and add a - between the t and the u this will get rid of ads and suggested videos

<https://www.nspcc.org.uk/keeping-children-safe/online-safety/parental-controls/>

Family Agreement

- ▶ You could create a family agreement where your technology and online expectations are set out for each child they have to sign it with their name or finger print.

This may include

- which websites and apps they are allowed to use
- What the device can be used for
- When and how long they can use their device for
- What they will do if something happens online they are unsure about something asking for money or someone talking to them

The image displays a template for a family agreement, organized into four vertical columns. The first three columns are for children, and the fourth is for adults. Each column contains a header, a name field, a list of rules, a section for checking compliance, and a signature line.

Child 1:	Child 2:	Child 3:	Adults:
Name	Name	Name	Names
e.g. check before downloading a new app.	e.g. don't share location when posting online.	e.g. check before downloading a new app.	e.g. have phone free time each day for the family.
How will we check we are doing this?	How will we check we are doing this?	How will we check we are doing this?	How will we check we are doing this?
Signature	Signature	Signature	Signature

What can I do if I need support to help my child?

- <https://www.farnboroughgrange.hants.sch.uk/e-safety-information-for-parents/>
- <https://saferinternet.org.uk/guide-and-resource/parents-and-carers>
 - Top tips when considering what you allow your child to have access to.
 - Conversation tools
 - Family agreements
- <https://www.nspcc.org.uk/keeping-children-safe/online-safety/>
- <https://www.thinkuknow.co.uk/parents/>
 - How to report concerns, and more
- <https://nationalonlinesafety.com/guides>
 - Useful 'What parents need to know' guides and updates about apps, games and online content that children may be accessing
 - Talk to another parent
 - You can talk to me